

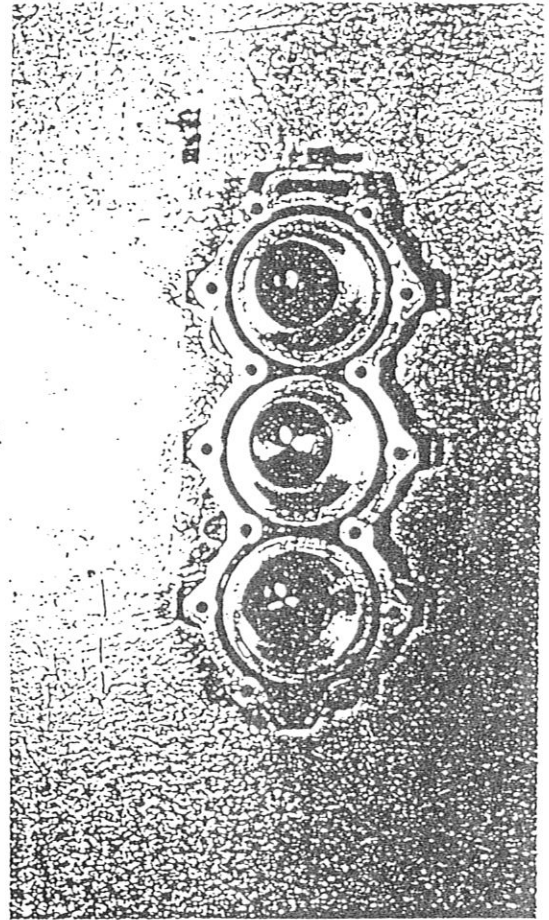


00435

4.A
4.(-12

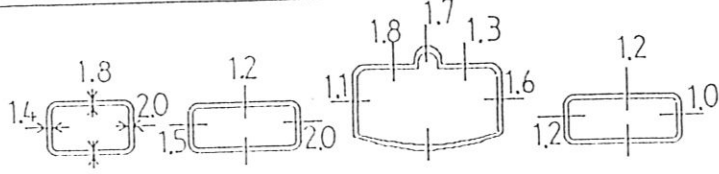
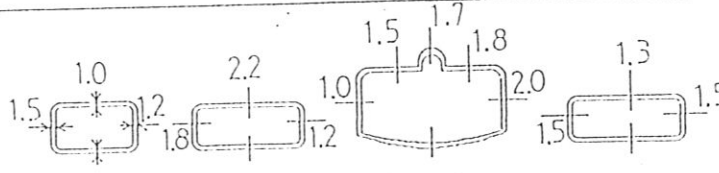
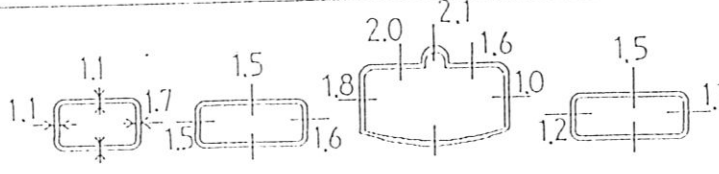
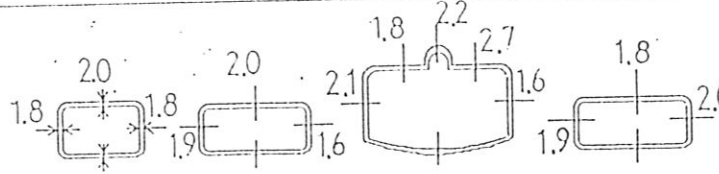
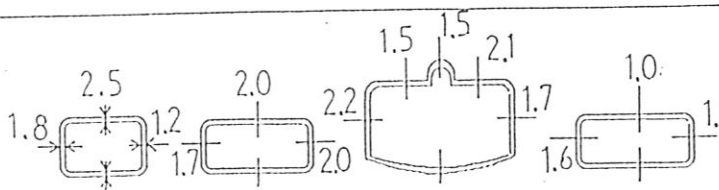
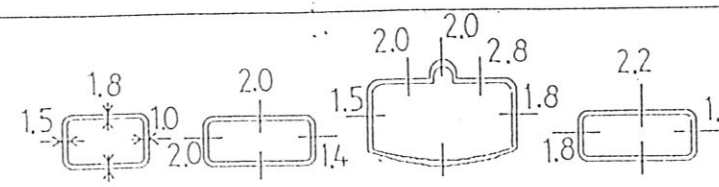
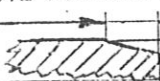
Homologation No. Engine model YAMAHA 70C



Homologation No. 00435 Engine model YAMAHA 70 CES (1990 model)

SPREAD-OUT SKETCH OF THE CYLINDER-WALL SCAVENGING PORT OPENINGS CHAMFERINGS.

COMPARISON OF CHAMFERINGS

| Product year | No. of cylinder | Dimension of chamfering width = X ^{Maximum} Dimension of chamfering depth = Y (mm) |
|--------------|-----------------|--|
| ' 90 | # 1 | <p>X</p>  |
| | # 2 | <p>X</p>  |
| | # 3 | <p>X</p>  |
| ' 92 | # 1 | <p>X</p>  |
| | # 2 | <p>X</p>  |
| | # 3 | <p>X</p>  |
| | | <p>X ABOVE NUMBERS ARE STAND FOR SIZE OF THE CHAMFERING.</p>  <p>Y = Maximum 0.5 mm</p> |

